

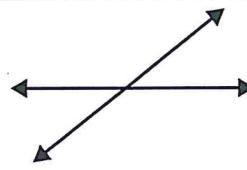

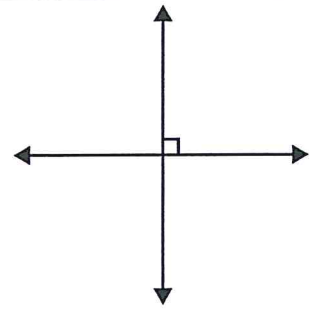
NAME \_\_\_\_\_

DATE \_\_\_\_\_





# Lines & Designs

1 Fill in the bubbles in front of the words that describe each set of lines below. Then explain your answer. How do you know? The first one is done for you.

<p><b>ex</b></p>  <p><input checked="" type="radio"/> intersecting lines  <input type="radio"/> parallel lines  <input type="radio"/> perpendicular</p> <p>How do you know?                  These are intersecting lines because they cross. They are not perpendicular because they don't cross at right angles.</p>	<p><b>a</b></p>  <p><input type="radio"/> intersecting lines  <input type="radio"/> parallel lines  <input type="radio"/> perpendicular</p> <p>How do you know?</p>	<p><b>b</b></p>  <p><input type="radio"/> intersecting lines  <input type="radio"/> parallel lines  <input type="radio"/> perpendicular</p> <p>How do you know?</p>
---	---	--

2 Get a geoboard and some colored rubber bands. Use them to make each of the designs described below. Then use regular and colored pencils to record your work on this sheet.

<p><b>ex</b> Make a design with 6 gray parallel lines.</p> 	<p><b>a</b> Make a design with 6 red intersecting lines.</p> 
--	---