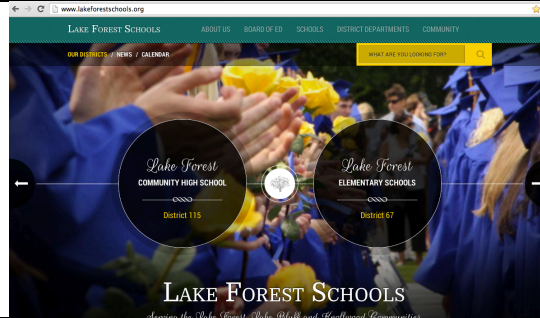
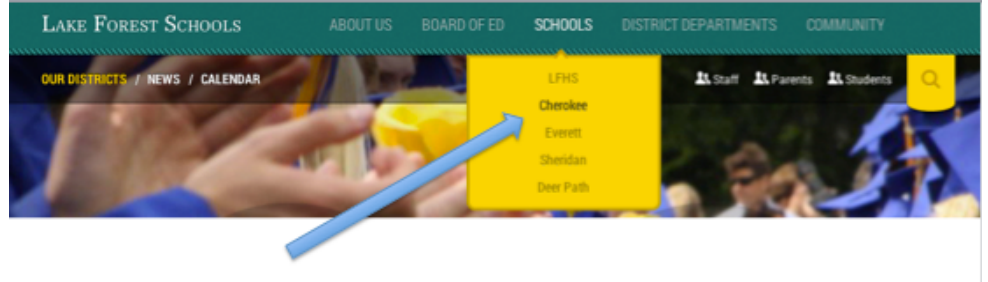


# How to Log On to Google Drive from Home

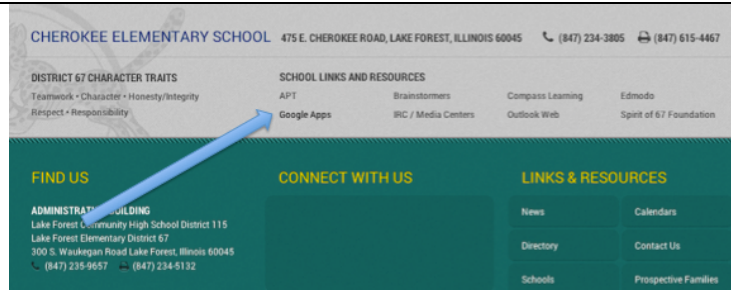
1. Visit the Lake Forest Schools home page at [www.lakeforestschools.org](http://www.lakeforestschools.org)



2. Go to the top bar, hover over schools and click Cherokee




3. Scroll to the bottom of the Cherokee homepage to School Links and resources and click Google Apps

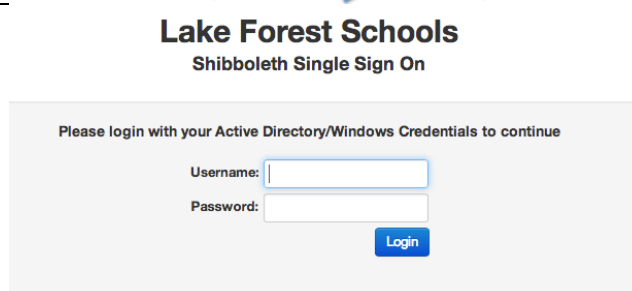


4. Once on the Lake Forest Google Apps Landing Page click Drive

**NOTE: You can reach this page by typing [g.lfschools.net](http://g.lfschools.net) into your URL box.**



5. Fill in your username and password that can be found in your assignment notebook



6. You should be directed to your Drive  
\*If it only shows your documents click the Google in the upper left hand corner.

